

SITUATION

- **Top Secret Information is being transported by Train. Final destination of the Train is unknown. It cannot be allowed to fall into enemy hands.**
- **SACEUR has authorised a strike against the Train, and supporting railway infrastructure.**



97 SQN:- BRIDGES & TRAIN TOT ATTACK.

MISSION OVERVIEW

- Take off from Maykop
- Transit below hill top level, until climb out.
- Destroy a bridge ahead of the train. (BRIDGE SOUTH).(PONTIAC 1)
- Destroy a bridge behind the train. (BRIDGE NORTH). (PONTIAC 2)
- With train trapped, destroy the train. (PONTIAC 3&4, supported by 2, if required)
- Recover to Kutaisi.



OUTLINE BRIEF

- **PONTIAC FLIGHT 1-4 (START to WP9 (Climb Out))**
 1. Start up, taxi, and T/O as SOP, on 254.0
 2. T/O from Maykop, R/W 04, at 14:25:00hrs, 30sec separation.
 3. At WP2 (DEPART), change to 251.0
 4. Transit to WP3 at 3500ft, on QNH. Trail Formation.
 5. Approaching WP3, Fence In.
 6. Maintain visual contact during low level transit.
 7. Approaching WP4, lead will increase speed to clear ridge at WP5(Hill Top).
 8. Continue low level to WP8.
 9. At WP9(Climb Out), Pontiac climb to 8000ft on QNH. Maintain trail formation and separation as Pontiac 1 & 2 adjust their speeds for TOT on Bridges.
 10. Pontiac 3 & 4 maintain separation behind Pontiac 2.
 11. Approaching WP 10 (IP Bridges) see next slide.



OUTLINE BRIEF (Continued)

- **PONTIAC FLIGHT 1-4 (ATTACK STRATEGY)**

1. Pontiac 1 adjusts speed for 15:07:30hrs TOT attack on WP12 (Bridge South)
2. Pontiac 2 adjusts speed for 15:09hrs TOT attack on WP11(Bridge North)
3. At WP10(IP Bridges), Pontiac 1 & 2 turn right, and maintain 8000ft for Bridge attacks.
4. At WP10, Pontiac 3&4 cleared to descend for Rocket, Mk82, or Gun attack on Train, staying behind Pontiac 2.
5. Look out for the steam train during attack run. IP to Bridges is directly in-line with the train track.
6. Pontiac 1 drop GBU10, call pickle,
 - a) If Bridge South destroyed, Pontiac 1 goes to WP13 (Feet Wet Join Up), 1000ft Right hand orbit.
 - b) If unsuccessful, setup for another attack on Bridge South if time allows, or attack another bridge to the SE of WP 12. Advise formation of outcome.
7. Pontiac 2 drop GBU10, call pickle,
 - a) See next slide.



OUTLINE BRIEF (Continued)

- **PONTIAC FLIGHT 1-4 (ATTACK STRATEGY)**

1. Pontiac 2 drop GBU10, call pickle,
 - a) If Bridge North destroyed, Pontiac 2 turn right onto 320deg (reciprocal hdg), descend for Rocket, or Gun attack on train, staying behind Pontiac 3&4.
 - b) If train destroyed, go to WP13(Feet Wet Join Up), at 1500ft, right hand orbit, staying behind Pontiac 3&4.
 - c) If Bridge strike unsuccessful, setup for another attack on Bridge North. Advise formation.
2. Pontiac 3&4 attack Train,
 - a) If Train completely destroyed, go to WP13(Feet Wet Join Up), at 2000ft & 2500ft, right hand orbit and join up with Pontiac 1. Advise formation.
 - b) If train and carriages survive, turn right onto 320deg, and set up for another train attack, behind Pontiac 2.

NOTE: The train will maintain speed until reaching a destroyed bridge where it will come to a halt just before the bridge.

3. Pontiac 1-4 recovery.
 - a) See next slide.



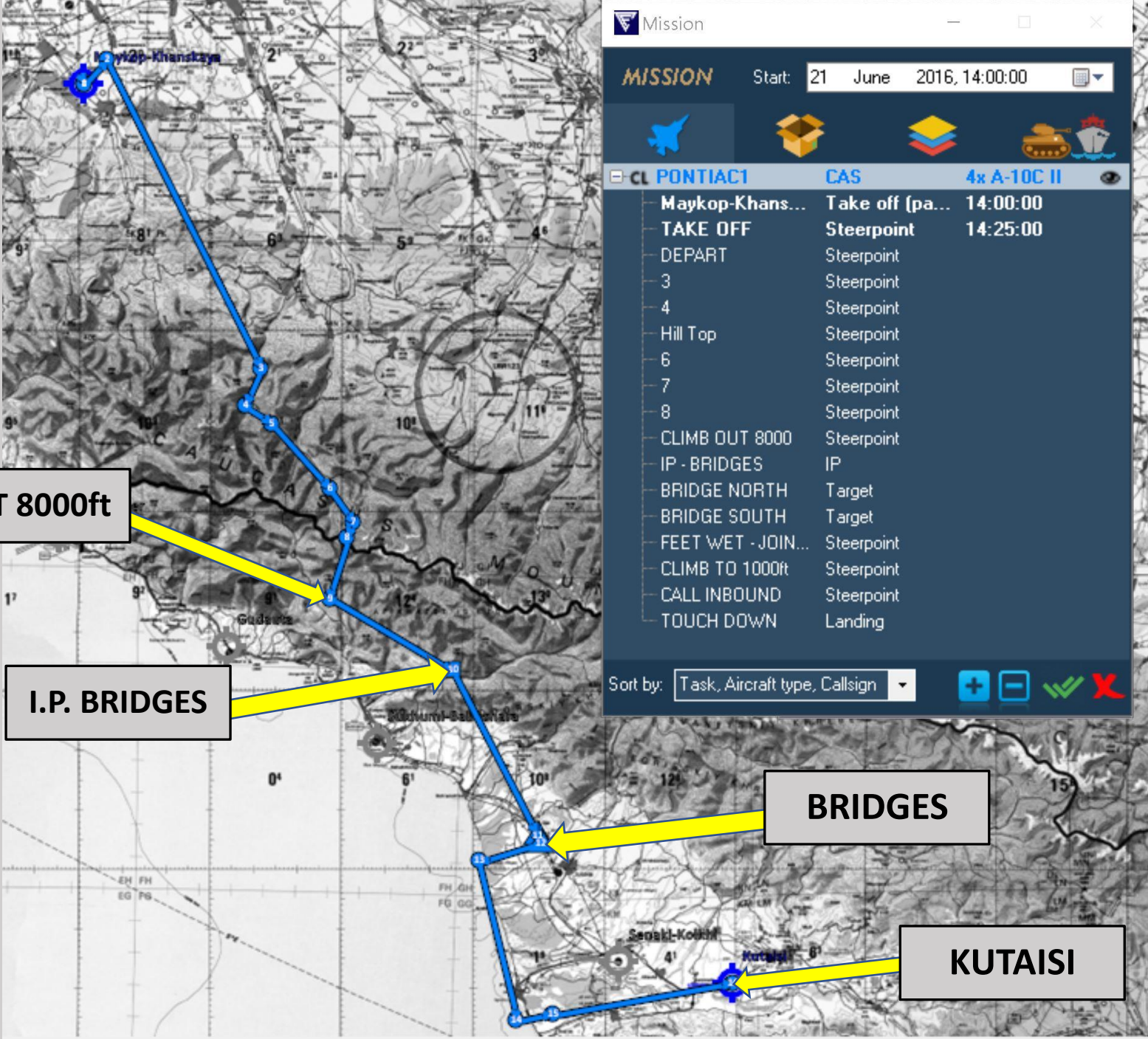
OUTLINE BRIEF (Continued)

- **PONTIAC FLIGHT 1-4 (RECOVERY)**

- Approaching WP13, Fence In.
- With all aircraft at WP13, Pontiac 1 descends to 200ft en-route to WP14
- Formation join up in trail, 1nm spacing.
- Approaching WP14 (Climb to 1000ft), climb to 1000ft, 240kts, and turn onto Kutaisi R/W centreline.
- At WP15, set 263.0, Pontiac 1 requests landing. Set QFE.
- At 5nm from Kutaisi, close up echelon right, for run and brake landing on 250.
- Over runway, 1000ft, 240kts, lead start left hand brake. 5 sec separation.
- Land, and taxi to parking.



FLIGHT PLAN





FLIGHT PLAN

BRIDGES



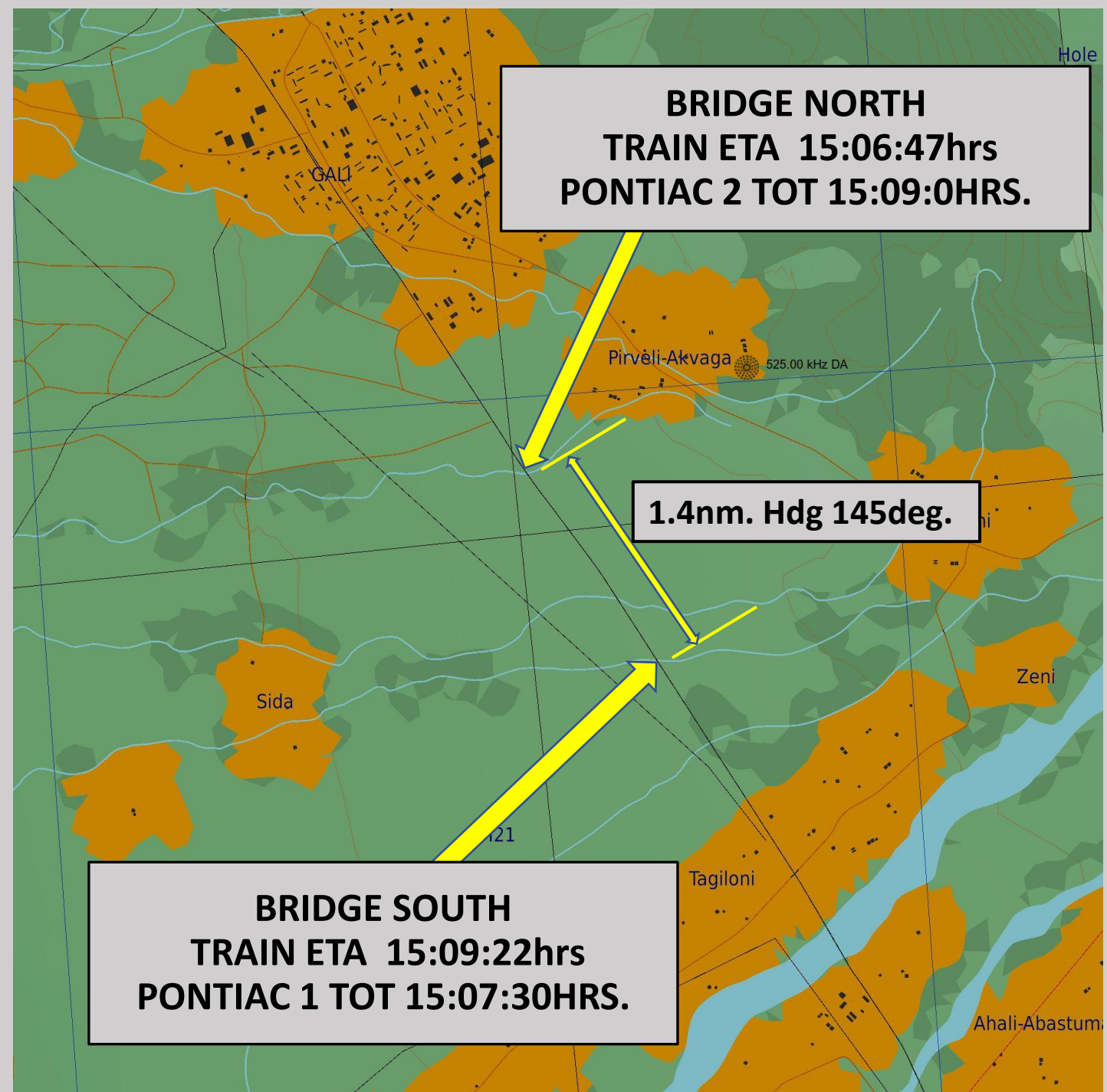
BRIDGES & TRAIN TARGETS

Note.

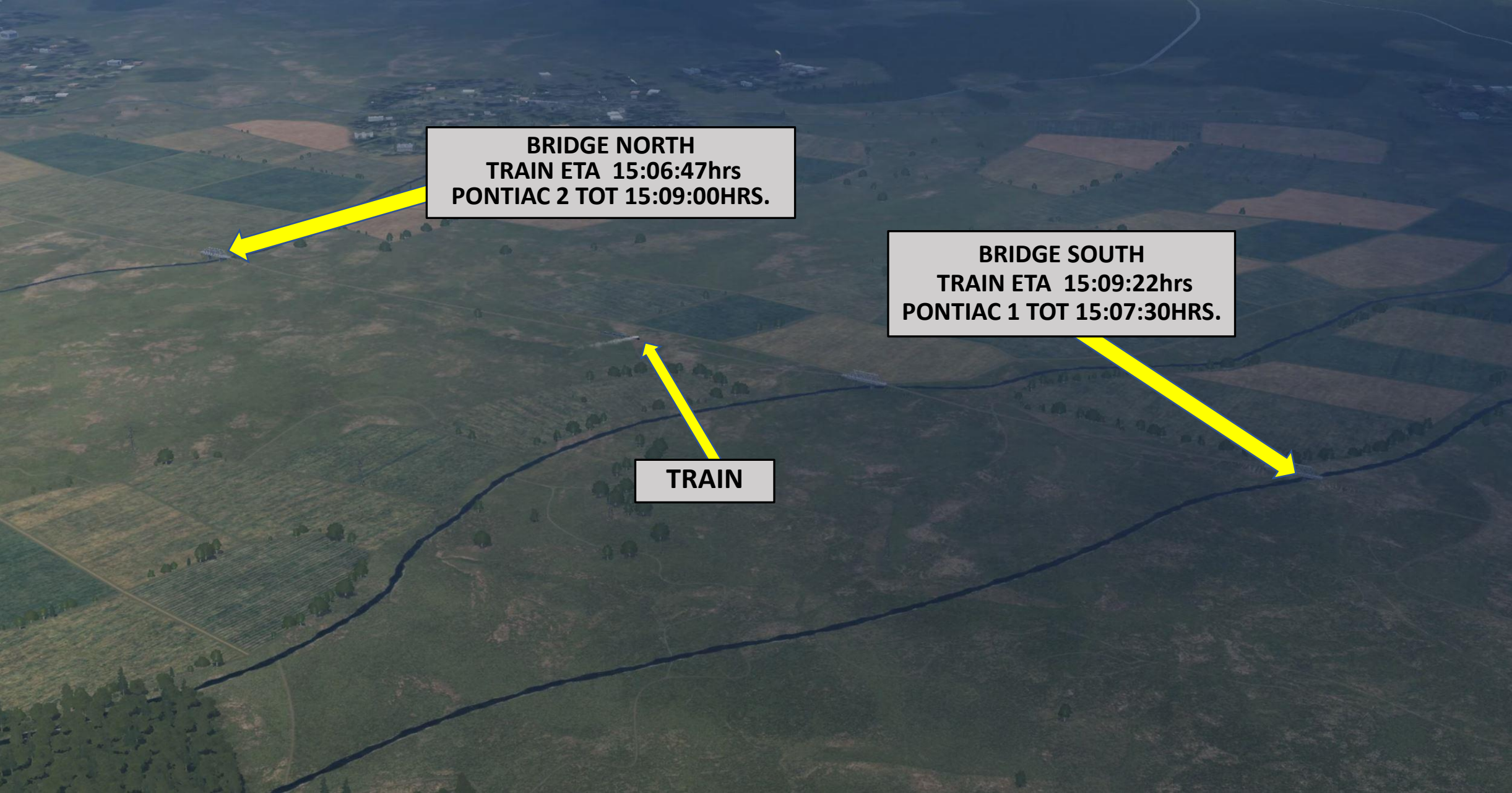
Last update on actual train times will be given at WP10(IP Bridges).

Pontiac 1&2 be prepared to input new TOTs' for Bridges South & North.

Pontiac 1 will confirm new times, if needed.



BRIDGES & TRAIN TARGETS




BRIDGE NORTH
TRAIN ETA 15:06:47hrs
PONTIAC 2 TOT 15:09:00HRS.

An aerial photograph of a river valley. A river flows from the bottom left towards the top right. Two bridges cross the river. The northern bridge is on the left, and the southern bridge is on the right. A train is visible on a track in the center of the valley. Yellow arrows point from text boxes to each bridge. A yellow arrow points from a 'TRAIN' box to the train.

BRIDGE SOUTH
TRAIN ETA 15:09:22hrs
PONTIAC 1 TOT 15:07:30HRS.

TRAIN

TRAIN TARGET



**Train Length approx. 360ft
Speed 29kts.**

97 SQN:- PONTIAC 1&2 LOADOUT



2*GBU 10.

42* Unguided M151 Rockets.

Litening Pod, 184ECM, Gun, Flares & Chaff.

Total Weight 45444lbs.

Fuel 100%

97 SQN:- PONTIAC 3&4 LOADOUT



6*Mk82.

56 Unguided M151Rockets.

Litening Pod, 184ECM, Gun, Flares & Chaff.

Total Weight 44930lbs.

Fuel 100%.

97 SQN BRIDGES & TRAIN STRIKE

COMMS:-

Maykop:- 254.0

Kutaisi:- 263.0

Common – 251.00

Pontiac 1 & 2 :- 31.00FM

Pontiac 3 & 4:- 32.00FM

NET SETTINGS:-

PONTIAC- 97, 1-1, - 1-4.

LASER CODES:-

Pontiac 1:- 1618

Pontiac 2:- 1628

Pontiac 3 & 4:- 1688

NOTE:-

Mission Start Time = 1400 Zulu Hrs

A-10CII Clock Time = 1000 Local Hrs.



TIME AND WEATHER

START

21

June

2016

14

:

0

:

0

-1 h

+1 h

Sun And Moon

CONDITIONS

< > 20

T °C

CLOUDS AND ATMOSPHERE

PRESET

Overcast 3

BASE

< > 9843

feet

QNH

< > 29.92

inHg

WIND

SPEED

DIR

at 26000 ft

< > 10

kts

< > 235

°

at 6600 ft

< > 8

kts

< > 249

°

at 1600 ft

< > 4

kts

< > 241

°

at 33 ft

< > 2

kts

< > 241

°

TURBULENCE

< > 0

0.1* feet

FOG

☐ FOG ENABLE

VISIBILITY

< > 0

feet

THICKNESS

< > 0

feet

DUST SMOKE

☐ DUST SMOKE ENABLE

VISIBILITY

< > 984

feet

Random preset

DEFAULT WEATHER

97 SQN BRIDGES &
TRAIN STRIKE

WEATHER
CONDITIONS:-

RAF Air UK

SERVER DETAILS:-

- **MISSION TITLE :- RAFAIR UK Train Strike.**
- **Paul is in the process of adding the miz to an RAFAIR UK server, so we can use SRS.**
- **Actual Server not known at this time.**
- **We may have to use my PC, and TS, if no server available.**
- **Update to be posted on the RAFAIR forum, under 97Sqn.**

